SofClo

3	ISO 27001	SOC 2
Domains	Certified	In progress

ITAM · FINOPS · AI GOVERNANCE · ONE PROGRAM

Take control, drive your program and get the results.

Tech Value Program runs ITAM or FinOps or AI Governance, or combinations of them, in an effective program that creates value for your organization.

Everyone is busy.
Nobody is building the program.
And leadership lacks information.

- **Stuck in the loop.** ITAM, FinOps and AI teams are caught in day-to-day operational work.
- **No program.** No shared vision, goals or roadmap, so strategic and tactical initiatives never get built.
- **Leadership is blind.** No evidence of where spend, risk and value are heading.

WHY IT MATTERS NOW

+47%
AI spending growth in 2026, to $2.6 trillion worldwide
Gartner, May 2026

29%
of cloud spend is wasted: the first rise in five years
Flexera 2026

36%
of SaaS licences go unused
Zylo 2026

€35M
or 7% of global turnover: the top fine under the EU AI Act
EU AI Act, Art. 99

Three disciplines.
One vendor. One budget.

The same Microsoft, AWS or OpenAI agreement is a licence, a consumption bill and an AI system under the EU AI Act. The disciplines have converged: 98% of FinOps teams now manage AI spend and 64% manage software licensing. The operating models and tools have not.

RUN ONE DOMAIN. OR ALL THREE, TOGETHER.



SAM & HAM
IT Asset Management

Vendors, agreements and renewals on an annual wheel, with licence exposure and audit readiness per vendor.

IAITAM 12 KPAs

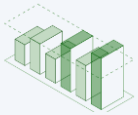

CLOUD & SAAS
FinOps

Cloud and SaaS spend in one cost model: budgets, allocation, anomalies, rightsizing and commitments.

FinOps Framework

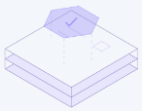

AI SYSTEMS
AI Governance

A register of AI systems with owners and risk tiers, policies and guardrails, and AI spend tracked next to cloud.

ISO/IEC 42001 · EU AI Act · NIST AI RMF

WHERE SOFCLO SITS

The program sits above the tools, and below the decision



- **Your tools show the position.** Discovery, CMDB, SaaS management and cloud billing stay in place. No rip-and-replace.
- **The program shows where you stand.** And what comes next: named owners, deadlines and one value ledger.
- **The Charter is the one-page view.** Written from live program data, so leadership can decide the moment the CTO or CFO asks.

Data flows up. Decisions flow down.

SofClo

Learn more at sofclo.com

THE TECH VALUE PROGRAM · 50 MODULES

One core carries three streams. Then the streams take over.

Four phases, in the order you would work them. The unified core is the ground everyone shares: one vision, one team, one way of measuring value. ITAM, FinOps and AI Governance each run their own track, from Crawl to Walk to Run, until every module answers to one vendor, one cloud or one AI system.

01 · FOUNDATION
Program & Plan

16 MODULES
Vision and North Star, SMART goals and KPIs, maturity assessment, benchmarking, roadmap and PI-planning.

MILESTONE
Baseline of addressable spend and the renewal calendar

02 · ALIGNMENT
Operating Model

14 MODULES
Team structure and personas, stakeholder matrix, services and activities per domain.

MILESTONE
A named owner for every Tier 1 vendor and AI use case

03 · CONVERGENCE
Optimization, Policy & Process

6 MODULES
Budgets, cost codes, RACI, the cost optimization tracker, document and workflow builders.

MILESTONE
First hard savings booked at the next renewals

04 · SPECIALIZATION
Commercial, Compliance & Risk

14 MODULES
Vendors and agreements, audit risk and ELP, cloud commitments, AI register, EU AI Act and NIST AI RMF.

MILESTONE
Audit-ready position and a quarterly value report

UNIFIED CORE · 23 MODULES | ITAM · 10 | FINOPS · 9 | AI GOVERNANCE · 8

PROGRAM CHARTER the API to management: one page, straight to the executives — CARRIES ALL FOUR PHASES

ONE PAGE FOR LEADERSHIP

WHY	One program for hardware, software, IT spend and AI oversight, with a named owner and funding authority for every technology investment.
WHAT	Named owners for 95% of spend within 6 months · 90% tagging and allocation · Tier 1 entitlement coverage 65% → 95%
HOW	Executive sponsors name budget owners · spend allocated on product, environment and cost code · anomaly fixes verified
WHEN	Eight milestones, from program foundations to FinOps at Run level
VALUE	**SEK 14.3M hard savings · SEK 5.4M cost avoidance**

Example Program Charter from the Tech Value Program. Figures are illustrative.

THREE SEATS AT THE TABLE

THE ANALYST · MY DASHBOARD
Know what to do this week
Tasks with owners and dates, audits and renewals, and an annual wheel of every agreement.

THE PROGRAM LEAD · PROGRAM DASHBOARD
See the whole program move
Initiatives and who drives them, savings by stream, maturity by scope and the data gaps.

THE EXECUTIVE · PROGRAM CHARTER
Read one page, decide
Why, what, how, when and value, exported the moment the CTO or CFO asks.

Same data, three views. Nobody re-types anything.

WHERE THE VALUE COMES FROM

5–15%	10–25%	5–10%	Avoided	20–30%
of software and SaaS spend	of cloud and AI spend	of renewed value	one-off audit exposure	of analyst time freed
Licence reclamation and right-sizing	**Cloud and AI waste removal**	**Renewal and negotiation leverage**	**Audit and compliance**	**Team productivity**

Typical yield on addressable spend. Savings and avoidance are tracked separately, and finance books only the cash lines. Reported on a fixed rhythm: monthly KPI dashboard, quarterly maturity review, annual value report.

Most tools tell you what your technology costs. SofClo tells you how it should be governed.

Standards built in
IAITAM 12 KPAs, the FinOps Framework, ISO/IEC 42001, the EU AI Act and NIST AI RMF.

Secure and European
ISO 27001 certified, SOC 2 in progress. Hosted on AWS in Ireland; customer data and backups stay in the EU/EEA.

AI in every plan
Assessments, recommendations and drafting run on Amazon Bedrock in the EU. Customer data is never used to train AI models.

Simple to buy
Per-seat pricing, billed annually. Start with one practitioner and scale. SSO and API integrations on Enterprise.

Start with one domain. Prove the value. Expand.

lars.bodin@sofclo.com
www.sofclo.com

1. **Book a demo**
30–45 minutes, no slide decks: your program mapped to the frameworks, live.

2. **Prove it on your data**
A time-boxed proof of concept with success criteria agreed up front.

3. **Decide**
Review the results against the criteria, then start with a maturity baseline.